

Constellation Canisters


Use 35mm film canisters to make mini constellations.

Materials Needed:

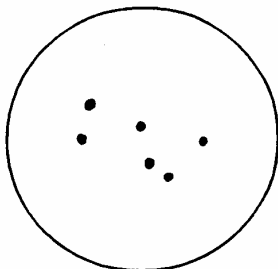
- Empty 35mm film canisters (black canisters preferred)
- Push pins
- Copy of this page for constellation patterns (below)

Directions:

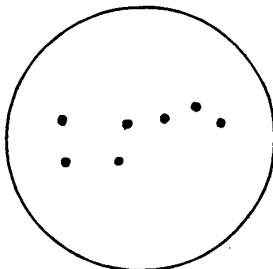
1. Place the pattern, face up, over the closed (bottom) end of the canister.
2. Poke a hole for each star. Variation: Use different size pinholes to indicate various star magnitudes.
3. Look through the canister to view the constellation.



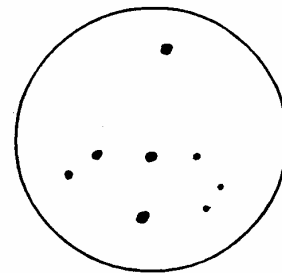
These patterns are backwards so that the constellations will be correct when seen through the canister.



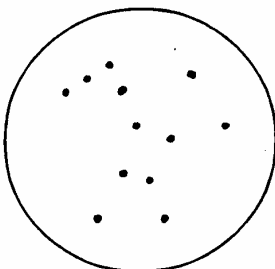
Cassiopeia



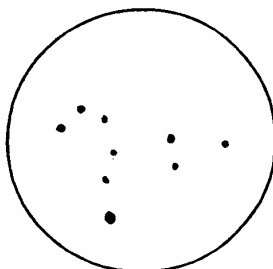
Ursa Major



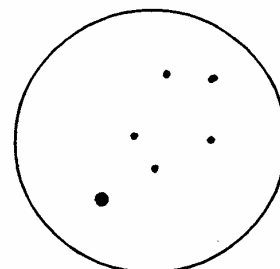
Cygnus



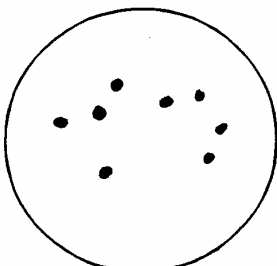
Hercules




Leo



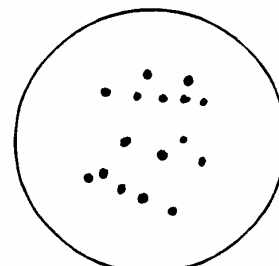
Bootes



Sagittarius



Orion



Gemini